

Bluestone Guide

bluestone - a dense, hard, fine-grained, commonly feldspathic sandstone or siltstone of medium to dark or bluish-gray color that splits readily along original bedding planes to form thin slabs. Bluestone is not a technical geologic term. It is considered to be a variety of flagstone, the thin relatively smooth-surfaced slabs being suitable for use as flagging. The term has been applied particularly to sandstones of Devonian age that are being or have been quarried in eastern New York and Pennsylvania and in western New Jersey, but similar stones that occur elsewhere may be included. It has also been applied in places to thinly layered gneisses and schists that can be split and used as flagging, but such stones are not properly embraced by this definition, although they may be marketed properly as flagstone.

Answers to the Ten Most Common Questions about Bluestone

1. What is the average weight of 1 ½" Bluestone?
20 pounds per square foot
2. What is the average weight of 1" Bluestone?
13 pounds per square foot
3. What is the average weight per cubic foot?
160 pounds
4. What is the average square foot per pallet of 1 ½" Pattern?
160 square feet
5. What is the average square foot per pallet of 1" Pattern?
250 square feet
6. What is the average square foot per ton of 1" Irregular Flagstone? 120 square feet
7. What is the average square foot per ton of 1 ½" Irregular Flagstone? 80 square feet
8. What is the average square foot per ton of 4" Snap Veneer and Saw Bed Veneer? 40 square feet per ton
9. What is the average weight per pallet of Bluestone Flagging and Fieldstone? 3,000 pounds to 3,500 pounds
10. What is the weight of 2" Premier Bluestone?
27 pounds per square foot

Quality
Masonry,
Landscape
and Hardware
Building Supplies

Retail Location:

1434 Ringwood Avenue
Haskell, New Jersey

973-835-1419


Wholesale Location:

400-402 Central Avenue
Haledon, New Jersey

973-720-6414

Building Relationships
Always Exceeding Needs

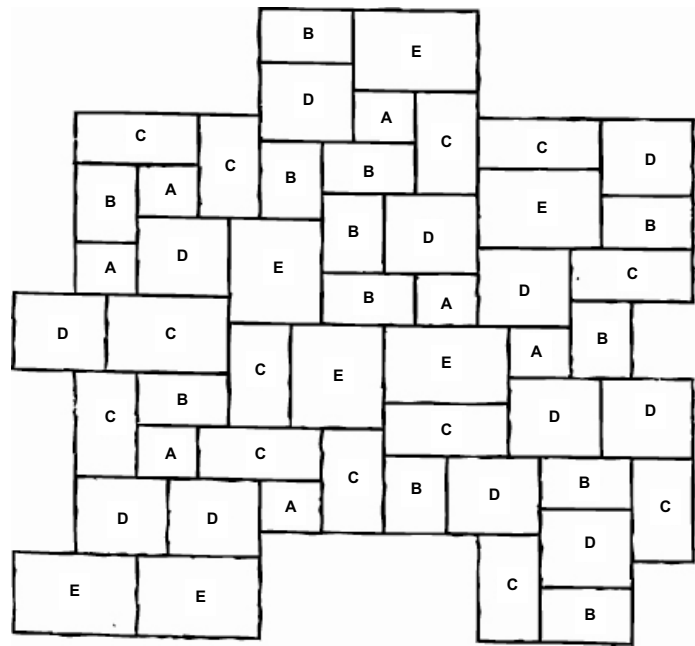
www.braensupply.com



Bluestone Guide

BLUESTONE PATTERN PAVING

PATTERN #1



Size	Quantity
------	----------

12" x 12"	7 (A)
12" x 18"	12 (B)
12" x 24"	12 (C)
18" x 18"	12 (D)
18" x 24"	8 (E)


- 10' x 10' Area

- Actual stones are cut 1/2" smaller in length and width

Quality
Masonry,
Landscape
and Hardware
Building Supplies

Building Relationships
Always Exceeding Needs

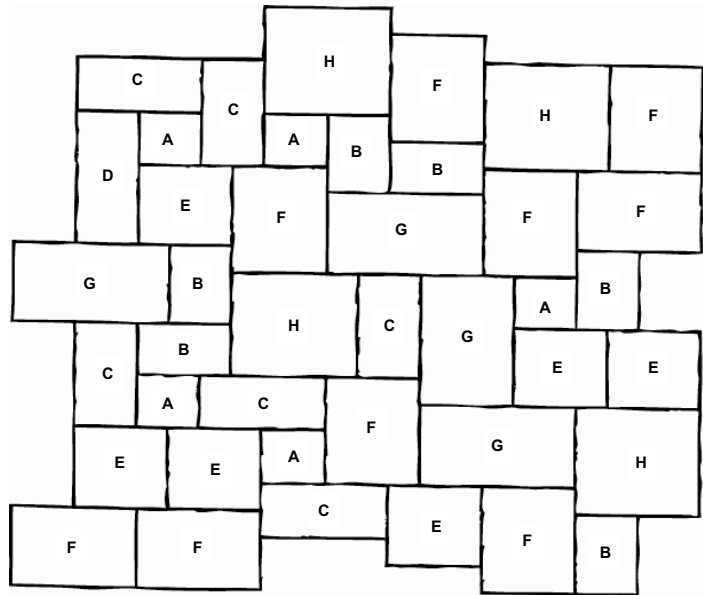
www.braensupply.com



Bluestone Guide

BLUESTONE PATTERN PAVING

PATTERN #2



Size

Quantity

12" x 12"	5 (A)
12" x 18"	6 (B)
12" x 24"	6 (C)
12" x 30"	1 (D)
18" x 18"	6 (E)
18" x 24"	9 (F)
18" x 30"	4 (G)
24" x 24"	4 (H)


• 10' x 10' Area

• Actual stones are cut 1/2" smaller in length and width

Quality
Masonry,
Landscape
and Hardware
Building Supplies

Building Relationships
Always Exceeding Needs

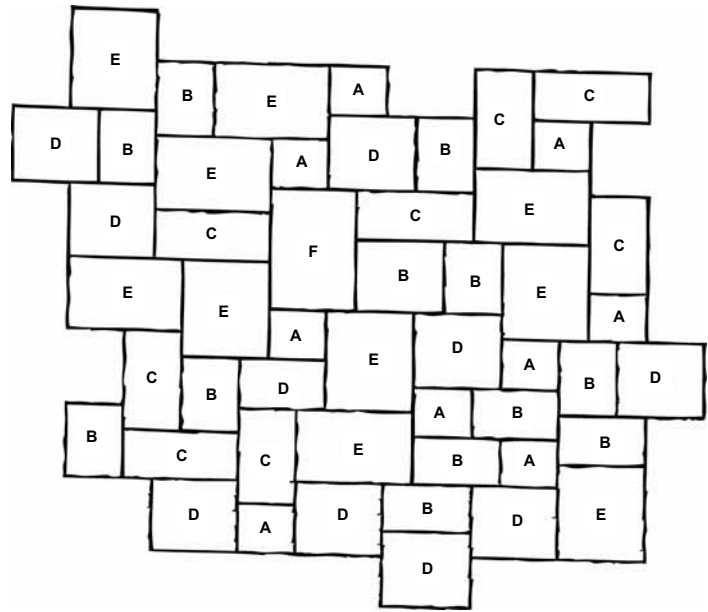
www.braensupply.com



Bluestone Guide

BLUESTONE PATTERN PAVING

PATTERN #3



Size

Quantity

12" x 12"	9 (A)
12" x 18"	13 (B)
12" x 24"	8 (C)
18" x 18"	10 (D)
18" x 24"	10 (E)
18" x 30"	1 (F)


• 10' x 10' Area

• Actual stones are cut 1/2" smaller in length and width

Quality
Masonry,
Landscape
and Hardware
Building Supplies

Building Relationships
Always Exceeding Needs

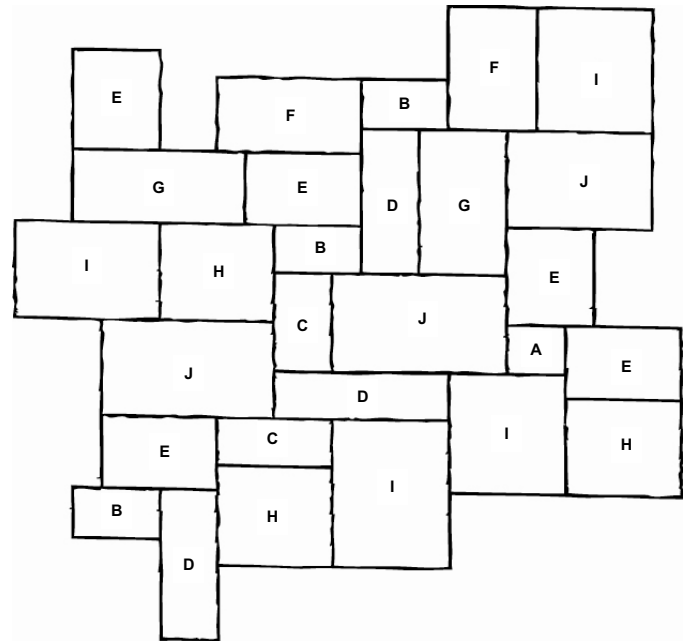
www.braensupply.com



Bluestone Guide

BLUESTONE PATTERN PAVING

PATTERN #4



Size	Quantity
12" x 12"	1 (A)
12" x 18"	3 (B)
12" x 24"	2 (C)
12" x 36"	3 (D)
18" x 24"	5 (E)
18" x 30"	2 (F)
18" x 36"	2 (G)
24" x 24"	3 (H)
24" x 30"	4 (I)
24" x 36"	3 (J)

• 10' x 10' Area

• Actual stones are cut 1/2" smaller in length and width



Quality
Masonry,
Landscape
and Hardware
Building Supplies

Building Relationships
Always Exceeding Needs

www.braensupply.com

